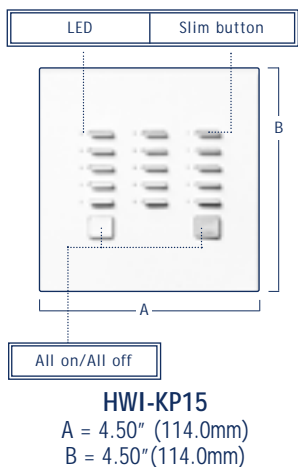
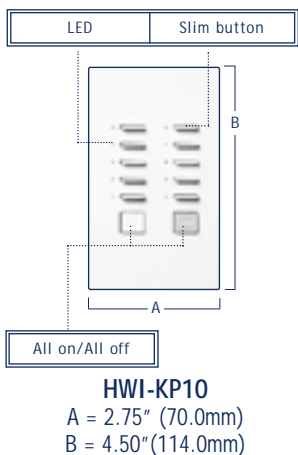
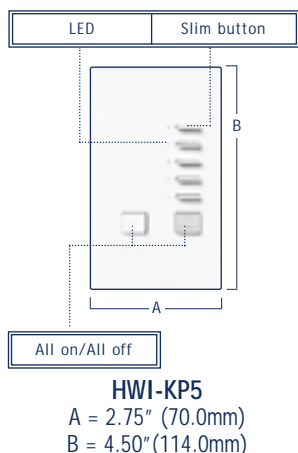


## SLIM - BUTTON KEYPADS



### FEATURES

- Each button on a Keypad may be programmed to perform any one of many different functions, including
  - turning individual scenes/zones on or off
  - turning selected scenes/zones on or off as a group
  - raising or lowering selected scenes/zones as a group
- Small LEDs beside each button show the status of the scene or lighting zone programmed to that button
- Slim-Button Keypads feature two larger buttons, typically used as all on and all off function buttons

**NOTE:** Lutron recommends that Keypads be mounted close to eye level (between 52" and 60" high)

MODEL	NUMBER OF BUTTONS	MOUNTS IN
HWI-KP5	Five slim plus two large buttons	1-gang US switch box
HWI-KP10	Ten slim plus two large buttons	1-gang US switch box
HWI-KP15	Fifteen slim plus two large buttons	2-gang US switch box

**NOTE:** Keypads are also available with different numbers of keypad buttons and custom button configurations

## SLIM - BUTTON KEYPAD COLORS



### STANDARD MATTE PLASTIC COLORS WITH MATCHING BUTTONS:

White, Beige, Ivory, Gray, Brown, Black, Taupe

### SPECIAL ORDER FINISHES WITH BLACK BUTTONS:

Bright Brass, Satin Brass, Antique Brass, Bright Chrome, Satin Chrome, Bright Nickel, Satin Nickel, Antique Bronze  
 Custom colors also available to match paint, wallcoverings, etc.

For more detailed technical information on these and other HomeWorks Interactive components, please consult the HomeWorks Interactive Technical Reference Guide.

©Lutron Electronics Co., Inc.  
 7200 Suter Road, Coopersburg PA 18036  
 Printed in U.S.A. 9/00 P/N 366-893

 **LUTRON®**  
[www.lutron.com](http://www.lutron.com)